



Carbon Footprint 2022
Pfandbriefbank
05.06.2023



Facts

The emissions of the Pfandbriefbank in the year 2022 amount to **20**t CO₂e in total, which is equivalent to:



The annual CO₂ storage of **1'585** mature beech trees



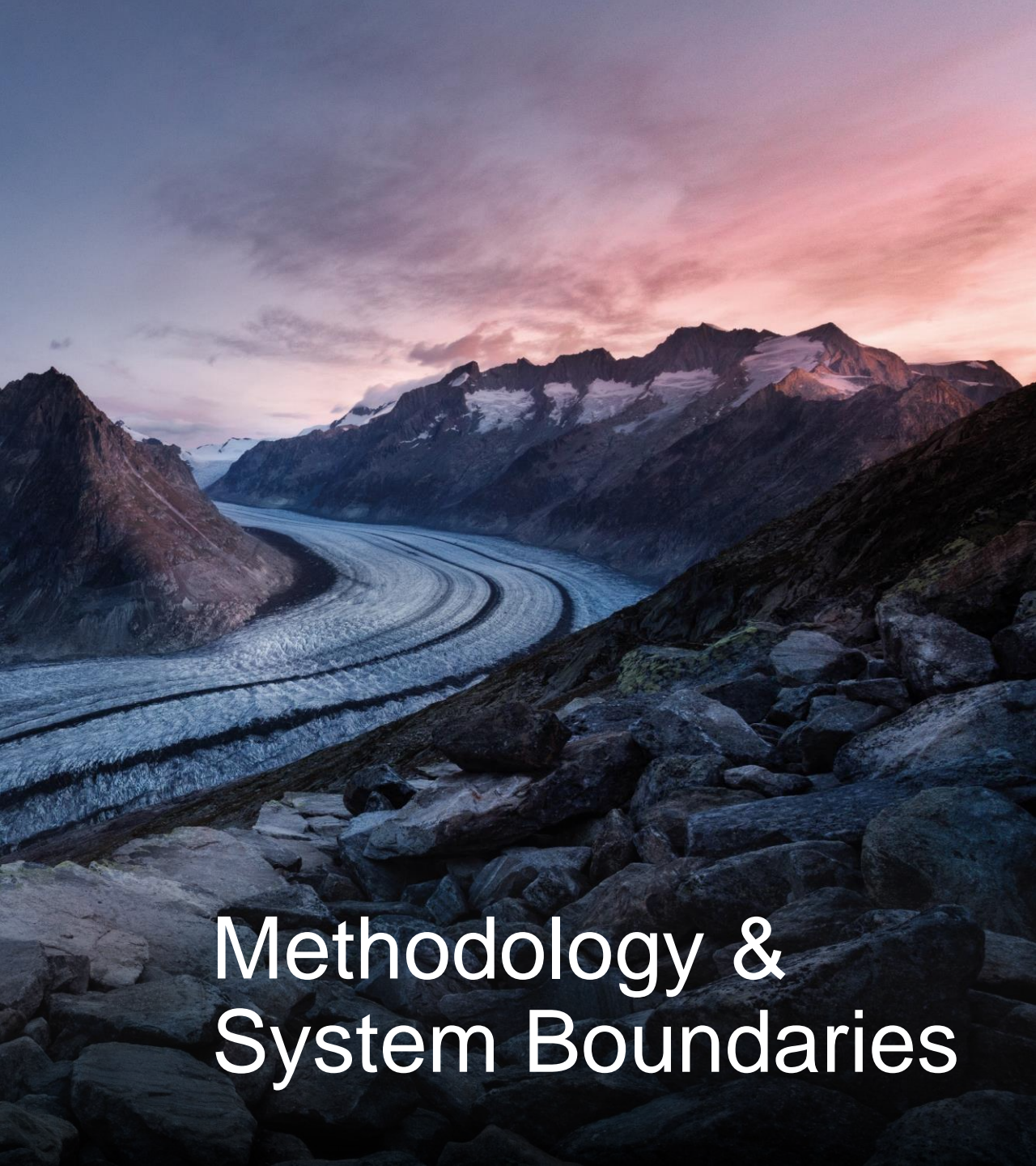
The amount of CO₂ that **1** person in Switzerland causes per year



The CO₂ emissions of **4** flights around the world

Content

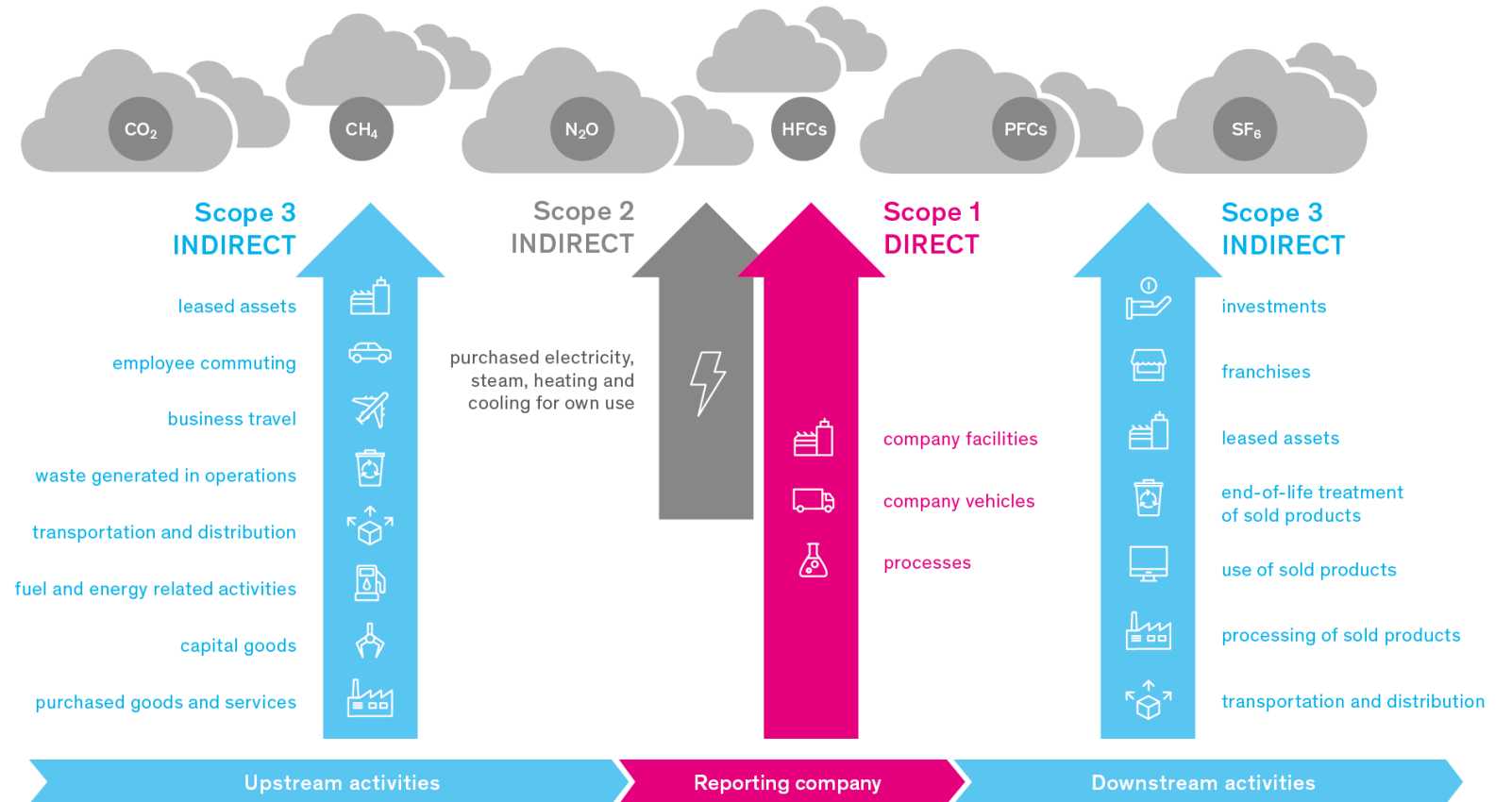
1. **Methodology**
2. Results
3. Glossary



Methodology & System Boundaries

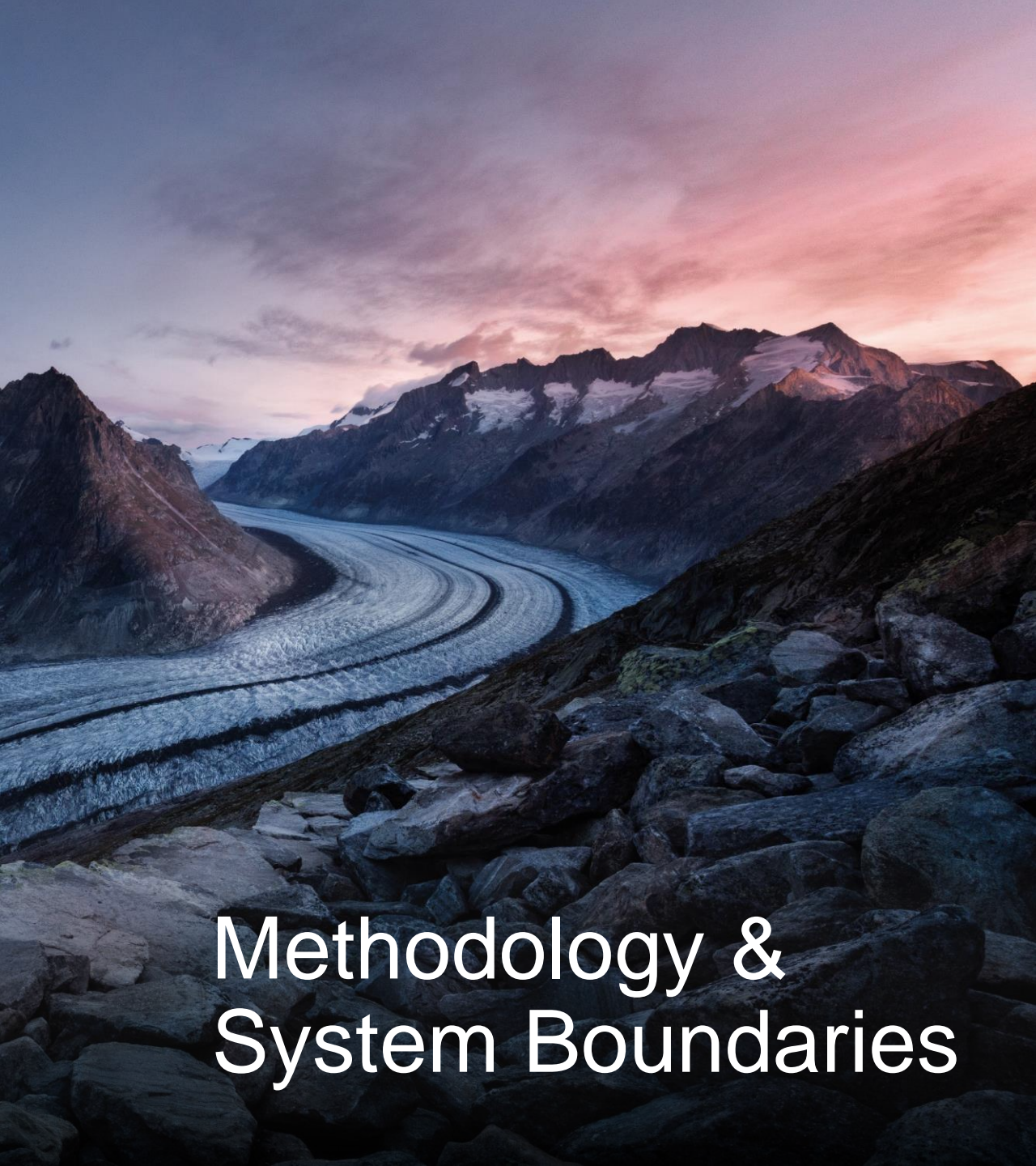
The carbon footprint is based on the internationally recognized standard "The GHG Protocol: A Corporate Accounting and Reporting Standard" and includes the climate-relevant greenhouse gases that fall under the "operational control" of the company. The data basis for the calculations comes from ecoinvent 3.6 and the IPCC 2013 assessment method (GWP 100a).

Sources of Greenhouse Gas Emissions according to the scopes model of the Greenhouse Gas Protocol



Scopes

Source: myclimate



Methodology & System Boundaries

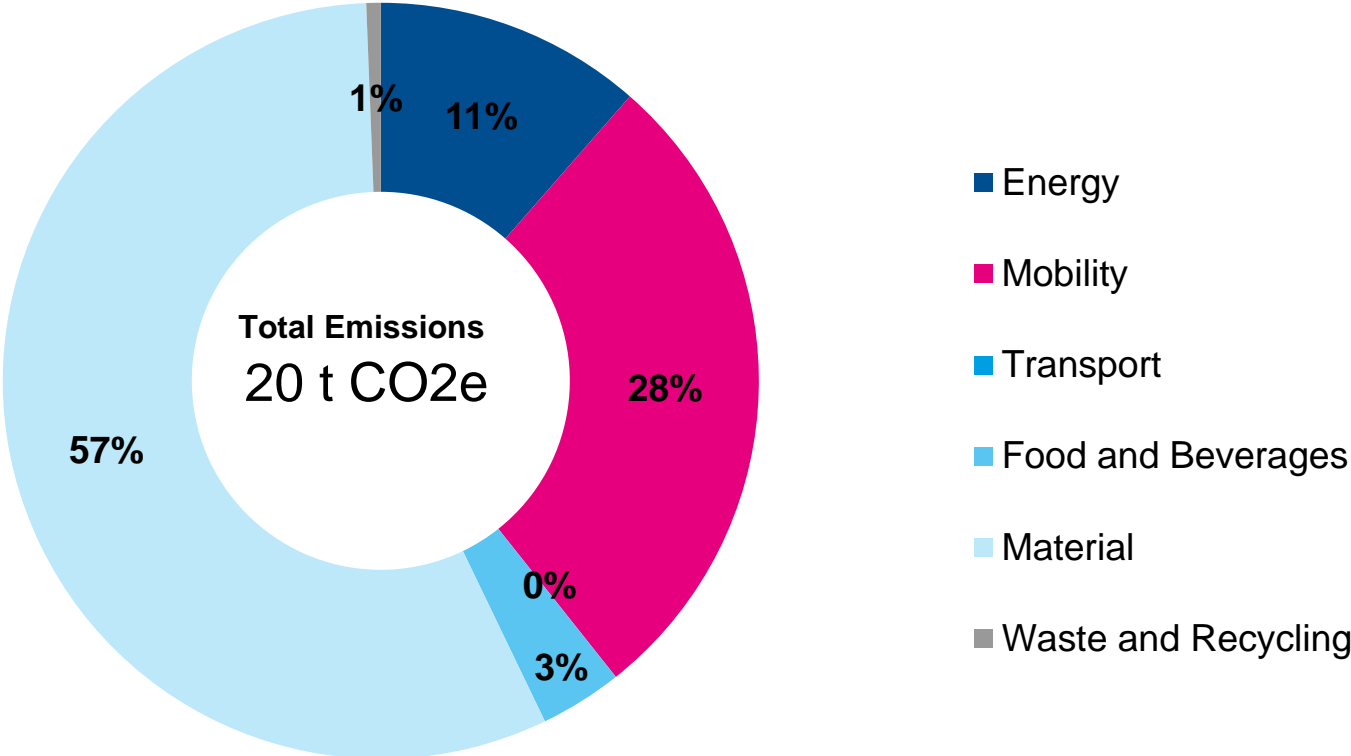
The following scopes and categories were considered for the emission profile:

Scopes	Funktionelle Kategorie
	Energy
2 & 3.3	Electricity
1 & 3.3	Heating and Cooling
	Mobility
3.7	Commuting
3.6	Business Travel and Overnight Stays
	Food and Beverages
3.1	Beverages
	Material
3.1	Office Material
3.1	Tapwater
3.1	Printed Matter
3.2	IT Materials
	Waste and Recycling
3.5	Waste to Incineration
3.5	Waste Water

Content

1. Methodology
- 2. Results**
3. Glossary

Greenhouse Gas Emissions split in categories

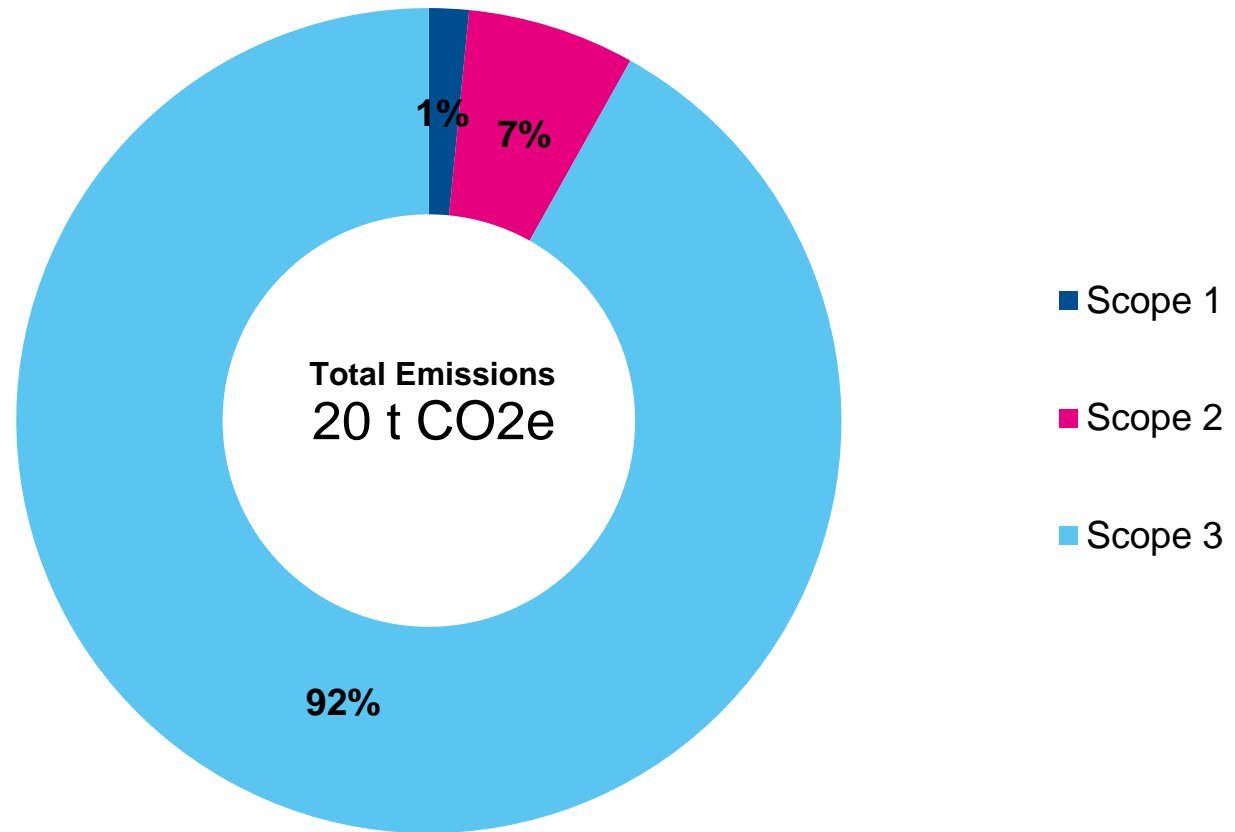


Categories



Scopes

Greenhouse Gas Emissions split in three scopes according to the Greenhouse Gas Protocol

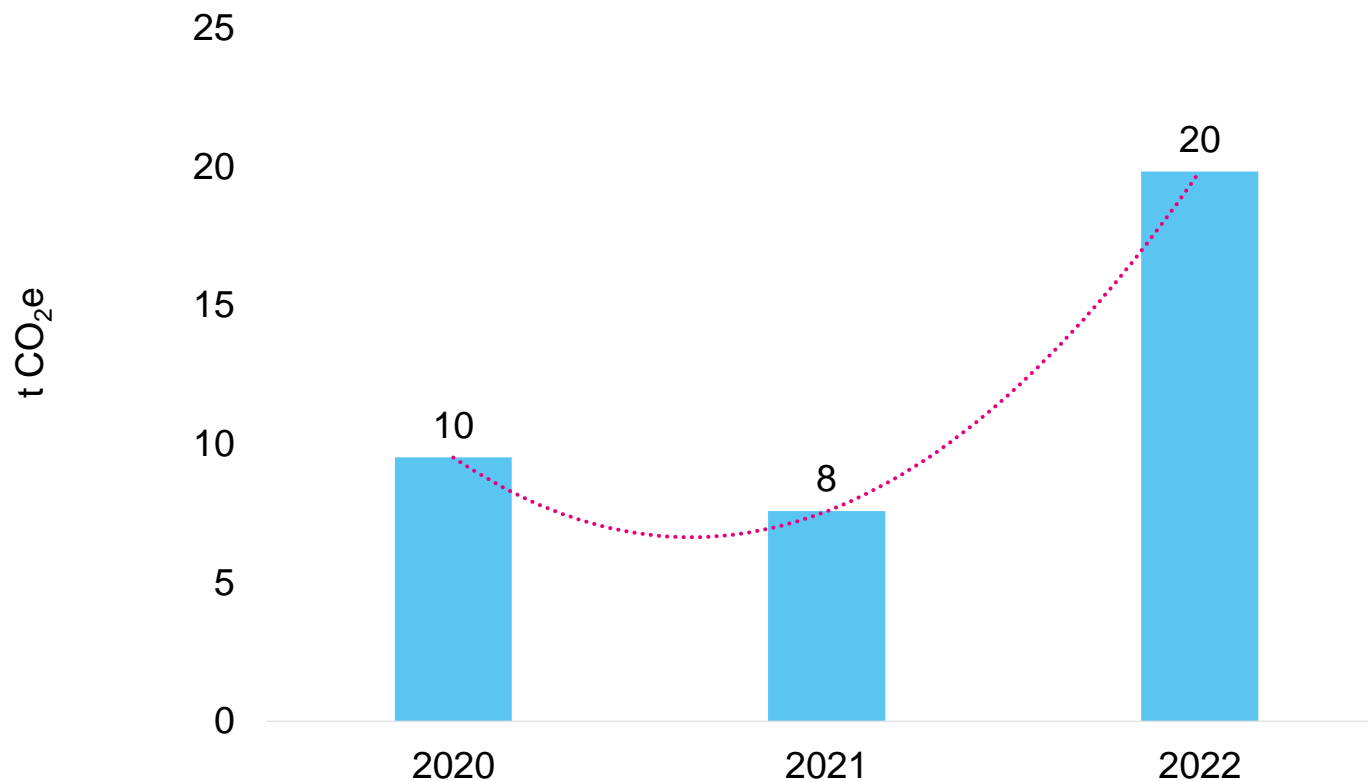


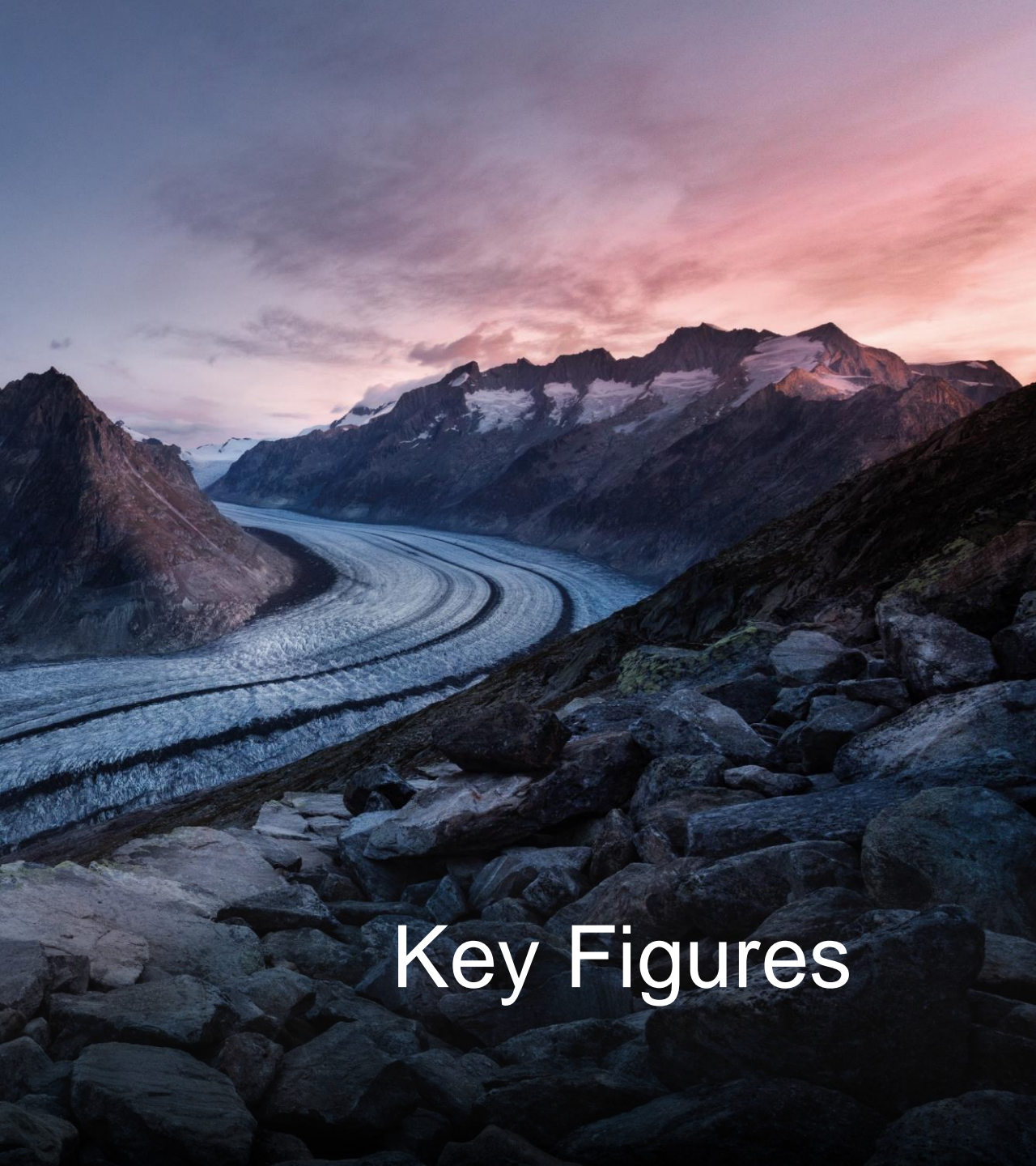


Previous
Years

Change of the Greenhouse Gas Emissions over Time

Compared to the previous year, the greenhouse gas emissions increased by **162%**.





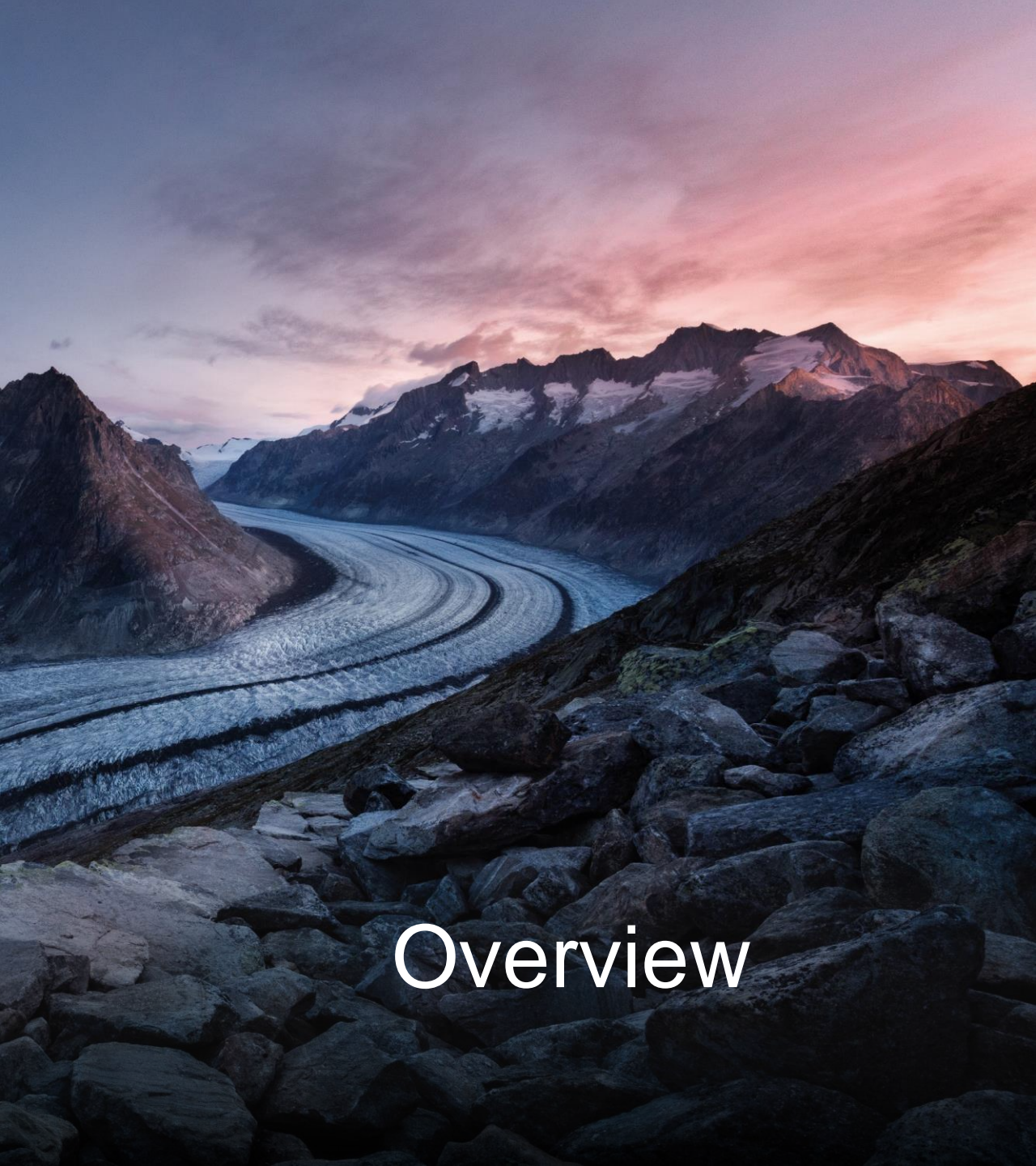
Key Figures

Greenhouse gas emissions in comparison



Per employee (FTE):

2'359 kg CO₂e



Overview

Your Emission Profile

	[t CO ₂ e]	Scopes
Energy	2.27	
Electricity	0.16	2 & 3.3
Heating and Cooling	2.10	1 & 3.3
Mobility	5.52	
Commuting	4.70	3.7
Business Travel and Overnight Stays	0.82	3.6
Food and Beverages	0.70	
Beverages	0.70	3.1
Material	11.20	
Office Material	0.15	3.1
Tapwater	0.01	3.1
Printed Matter	0.01	3.1
IT Materials	11.04	3.2
Waste and Recycling	0.12	
Waste to Incineration	0.09	3.5
Waste Water	0.03	3.5
Total	19.82	
Emissions that already support Climate Protection Projects	0.04	

Content

1. Methodology
2. Results
3. **Glossary**



Carbon Footprint

Definition A carbon footprint is used to systematically account and analyse the greenhouse gas emissions of a specific system, for instance products, services or companies as a whole. If other environmental impacts are analysed in addition to the global warming potential, the procedure is referred to as a life cycle assessment.

Basis Carbon footprints provide information about a system's current state. As such, it forms the basis for further steps toward effective climate protection, such as developing, implementing and monitoring actions toward efficiency and reduction. A carbon footprint also provides an ideal basis for defining, monitoring and benchmarking CO₂ targets and is the key for a transparent and fact-based communication with stakeholders about what has been achieved towards the goal of climate protection.



Corporate Carbon Footprint

Timeframe For the Corporate Carbon Footprint (CCF), all relevant greenhouse gas emissions are considered within a reference period, usually one year.

Categorization The sources of greenhouse gas emissions can be categorized either according to functional (including energy consumption, vehicle fleet, transport, business traffic, materials, etc.) or according to the Scopes model of the Greenhouse Gas Protocol.



Methodology

Accounting method The methodological approach is based on the internationally recognized standards (ISO 14064, GHG Protocol, CDP, GRI) and covers all climate-relevant greenhouse gases.

Greenhouse gases The best known greenhouse gas is carbon dioxide (CO_2), which is produced, for example, by the combustion of fossil raw materials. In addition to CO_2 , many other processes also emit other greenhouse gases, such as methane (CH_4) or nitrous oxide (N_2O). The effect of these gases can be expressed with an equivalent amount of CO_2 as "kilogram CO_2 -equivalents", or "kg CO_2e ". These values are added up to the climate impact.

Emission factors The data basis for the calculations of the CO_2 -balance comes from ecoinvent 3.6 and the IPCC 2013 assessment method. The greenhouse gas potential is given over a time horizon of 100 years (GWP 100a).



Scopes

Scope 1 Directly generated emissions at own facilities

Scope 2 Indirect emissions from purchased energy, for example electricity and district heating

Scope 3 Upstream and downstream indirect emissions, for example from business travel and purchased materials



Shape the
Future

Effective climate protection The calculation of a Corporate Carbon Footprint (CCF) is an essential building block in corporate climate protection. It serves as the basis for a continuous CO₂-management and for the reporting of greenhouse gas key figures for sustainability reports (for example, according to GRI or CDP).

Basis A Corporate Carbon Footprint is also required to set a CO₂-target with a reduction path for the sustainability strategy, as is done, for example, by the Science Based Targets initiative (SBTi).



Foundation myclimate

Pfingstweidstrasse 10

8005 Zurich

T +41 44 500 43 50

Your Contacts

Gina Bossert

gina.bossert@myclimate.org

Fabio Flütsch

fabio.fluetsch@myclimate.org